



# Side Dump

[www.CircleRSideDump.com](http://www.CircleRSideDump.com)

**800-633-1648**

**BuyCircleR.com**

**Same Great Reliability • New Greater Capacity**



**44' Chassis,  
37' Tub  
with High  
Capacity Kit**

## **37' SuperCube Dump Body**

**26.1 cubic yards**

**42.6 cubic yards**

**with High Capacity Kit**

## **34' Dump Body**

**24.2 cubic yards**

**39.4 cubic yards**

**with High Capacity Kit**

## **Easier, faster unload**

**Unload from either side**



**Featuring the Exclusive  
FLX-500 Dump Body  
2 Year Warranty**

**Thurston Manufacturing Company**

1708 H Avenue • P.O. Box 218 • Thurston, Nebraska • 68062-0218 • Phone: 402-385-3041 • Fax: 402-385-3043 • [www.thurstonmfgco.com](http://www.thurstonmfgco.com)

Form No. 10CR02-15TM



## Trailer Specifications and Features

- 20" Deep Twin I-Beam Chassis with 3/8" Fifth Wheel Plate
- Tub dump direction indicators visible in truck mirrors
- Holland Atlas 55 Landing Gear w/ 2 Speed Gear Box
- Haldex 2S1M ABS System
- Six Integrated Tub Pivot Points with Greaseless Pivot Bearings
- Tub dump direction controlled from two places on the left side.
  - No need to walk all around the trailer to change dump direction
- Rubber EdgeFlex fenders with bolt-on mounts. Easily replace damaged fender parts
- 1/4" FLX-500 Rounded Vee Tub with Original FlexCorner Design (1/4" AR400 Available)
- Large Single GRail on Tub. Lighter and Stronger than two rail systems
- Suspensions:
  - Hutchens Cast 9700 Spring Suspension with Meritor 25,000 lb, 5/8" Wall Axle
  - SAF-Holland CBX23-245 Air Suspension w/Integrated Axles
- Wheel & Tire Options:
  - 11R22.5 or 11R24.5 on Steel or Aluminum Rim
  - 385/65R22.5 on Aluminum Rim
  - New or Recap Tires Available. Other sizes available upon request
- Hydraulic System: 3000 psi rated 3/4" Hoses, Fittings, Flow Divider, and Relief Valve. Trailer Mounted Electric Over Hydraulic Control Valve Available
- Twin 3000 psi rated 6" Cylinders
- Standard LED lights in enclosed boxes with sealed plugs
- Bolt-on Push/Lift block with Under Ride Bumper conform to Federal Motor Vehicle Safety Standards
- Standard Colors:
  - Black, White, Yellow, and Burgundy
  - Custom Colors Available
- Optional Electric Tarp: Roll-Rite or Aero
- 37' tub available on 44' Air-Ride chassis in 3, 4, or 5 axle configurations
- Air-Weigh scale Standard on 37' dump body



# Side Dump

**See Your Circle R Dealer or  
Call our Circle R Hotline  
800-633-1648**



**TandemAxle**



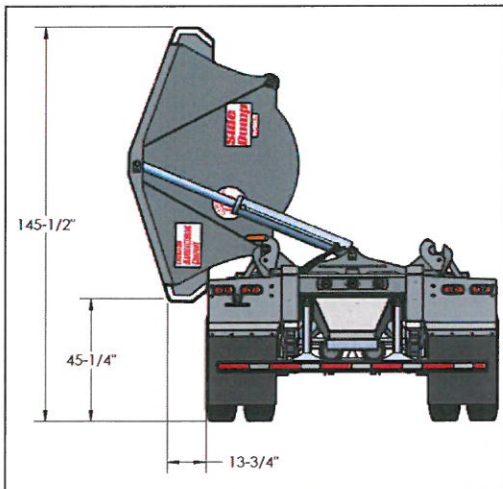
**TriAxle**



**QuadAxle**



**QuintAxle**



**www.BuyCircleR.com**





# Side Dump

[www.CircleRSideDump.com](http://www.CircleRSideDump.com)

Featuring the Exclusive  
**FLX-500 Dump Body**  
2-Year Warranty

## QuintAxle



**Easier, faster unload**...stockpile, dump in tight spaces or windrow the load.

**Higher capacity level full**...Largest standard payload...26.1 cu. yd

**Superior handling**...because even large loads fit into a low-profile Circle R Side Dump

- ▶ Left side latch handle also controls opposite latch, one side opens as other side closes
- ▶ Larger single GRail...lighter weight and stronger than two rail systems...puts extra strength at the dump edge
- ▶ Rubber EdgeFlex Fenders will take maximum abuse with bolt-on brackets
- ▶ Six integrated tub pivot points reduce trailer and tub flex
- ▶ FlexCorner tub design for tough off road conditions
- ▶ Greaseless pivot bearings reduce pin wear, provides longer life...low maintenance



26.1 cubic yards  
42.6 cubic yards  
with High Capacity Kit

Gross: 105,500 lbs. and Payload over 31 tons  
(Check your state laws for maximum allowable gross vehicle weight with properly configured tractor.)

See Your Circle R Dealer or  
Call our Circle R Hotline  
**800-633-1648**





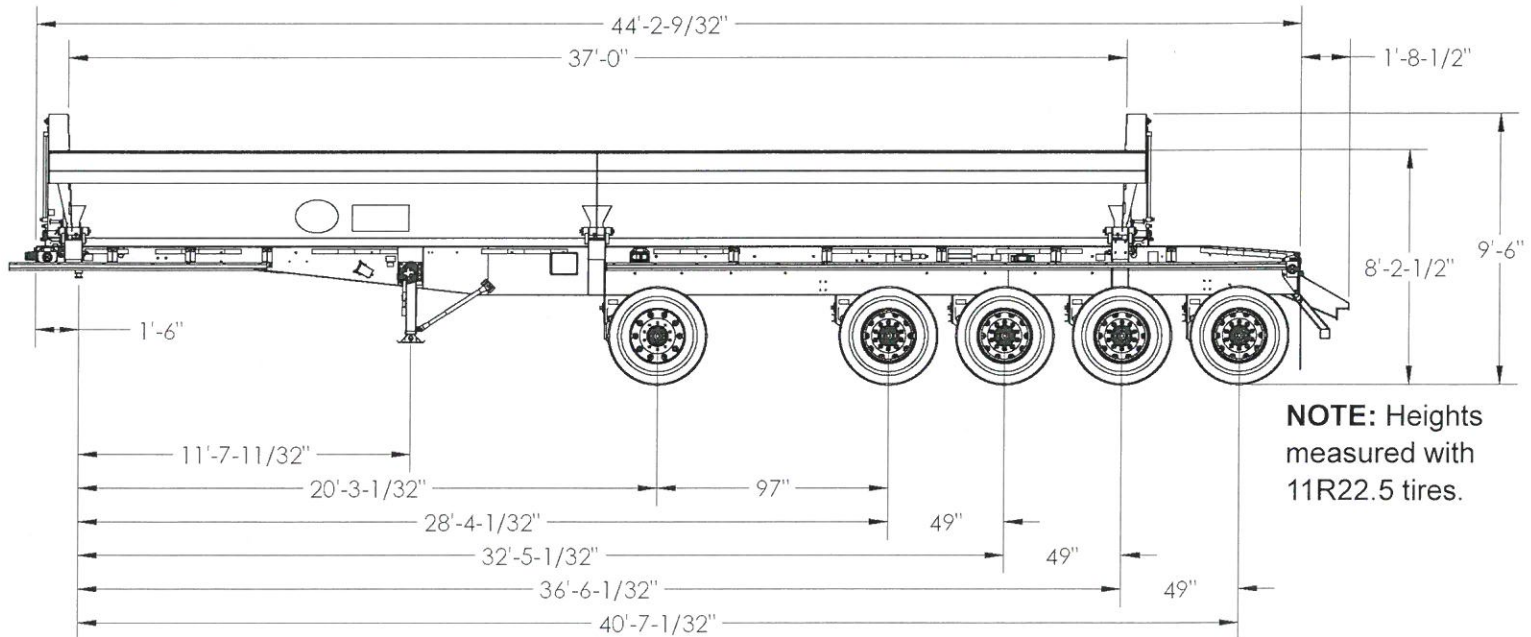
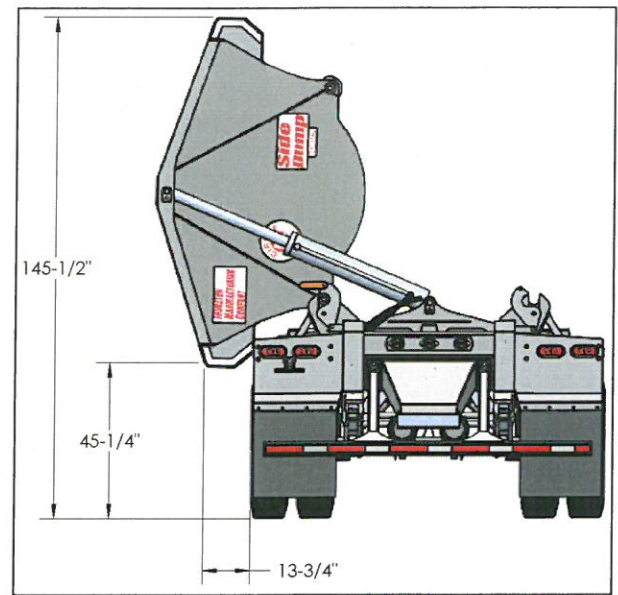
# Side Dump

www.CircleRSideDump.com

## QuintAxle

### QuintAxle Trailer Specifications and Features

- 20" Deep Twin "I" Beam Chassis with 3/8" Fifth Wheel Plate
- Tub dump direction indicators visible in truck mirrors
- Holland Atlas 55 Landing Gear w/ 2 Speed Gear Box
- Haldex 2S1M ABS System
- Six Integrated Tub Pivot Points with Greaseless Pivot Bearings.
- Tub dump direction controlled from two places on the left side. No need to walk all around the trailer to change dump direction.
- Rubber EdgeFlex fenders with bolt-on mounts. Easily replace damaged fender parts.
- 1/4" FLX-500 Rounded Vee Tub with Original FlexCorner Design.
- Large Single GRail on Tub. Lighter and Stronger than two rail systems.
- Suspensions: SAF-Holland CBX23-245 Air Suspension w/Integrated Axles. Watson-Chalin lift and steer axle.
- Wheel & Tire Options: 11R22.5 or 11R24.5 on Steel or Aluminum Rim, 385/65R22.5 on Aluminum Rim  
New or Recap Tires Available. Other sizes available upon request.
- Hydraulic System: 3000 psi rated 3/4" Hoses, Fittings, Flow Divider, and Relief Valve. Trailer Mounted Electric Over Hydraulic Control Valve Available.
- Twin 3000 psi rated 6" Cylinders
- Standard LED lights in enclosed boxes with sealed plugs.
- Bolt-on Push/Lift block with Under Ride Bumper conform to Federal Motor Vehicle Safety Standards.
- Standard Colors: Black, White, Yellow, and Burgundy. Custom Colors Available.
- Air-Weigh Scale Standard
- Optional Roll Rite or Aero Electric Tarps.
- Optional High Capacity Kit adds 16.5 cu. yd.



**NOTE:** Heights measured with 11R22.5 tires.

**Thurston Manufacturing Company**

1708 H Avenue • P.O. Box 218 • Thurston, Nebraska • 68062-0218  
Phone: 402-385-3041 • Fax: 402-385-3043 • www.thurstonmfgco.com

Form No. 10CRQuintAxle-02-15TM





# Side Dump

Thurston Manufacturing Company

Featuring the Exclusive  
**FLX-500 Dump Body**

2-Year Warranty

## Quad-Axle



- ▶ Left side latch handle also controls opposite latch, one side opens as other side closes
- ▶ Larger single "G-Rail"...lighter weight and stronger than two rail systems...puts extra strength at the dump edge
- ▶ Rubber "EdgeFlex" Fenders will take maximum abuse with bolt-on brackets
- ▶ Six integrated tub pivot points reduce trailer and tub flex
- ▶ "FlexCorner" tub design for tough off road conditions
- ▶ Greaseless pivot bearings reduce pin wear, provides longer life...low maintenance

**Easier, faster unload...**stockpile, dump in tight spaces or windrow the load. Circle R Side Dumps unload from either side.

**Higher capacity level full...**Largest standard payload...24.2 yd<sup>3</sup>

**Superior handling...**because even large loads fit into a low-profile Circle R Side Dump



**Thurston Manufacturing Company**  
1708 H Avenue • P.O. Box 218  
Thurston, Nebraska • 68062-0218  
**Phone:** 402-385-3041 • **Fax:** 402-385-3043  
[www.thurstonmfgco.com](http://www.thurstonmfgco.com)  
Form No. 10CRQuad-Axle-0311TM

**See Your Circle R Dealer  
or Call our  
Circle R Hotline  
Today....800-633-1648**





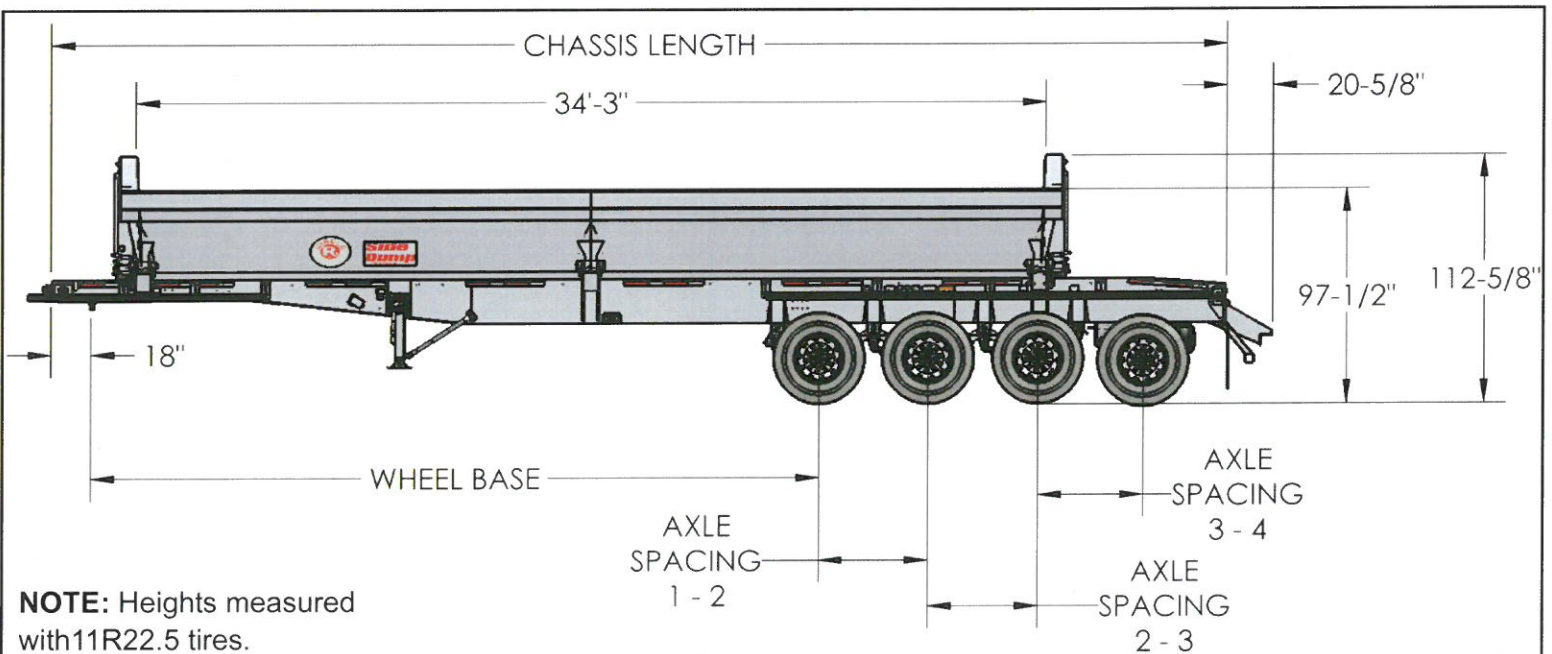
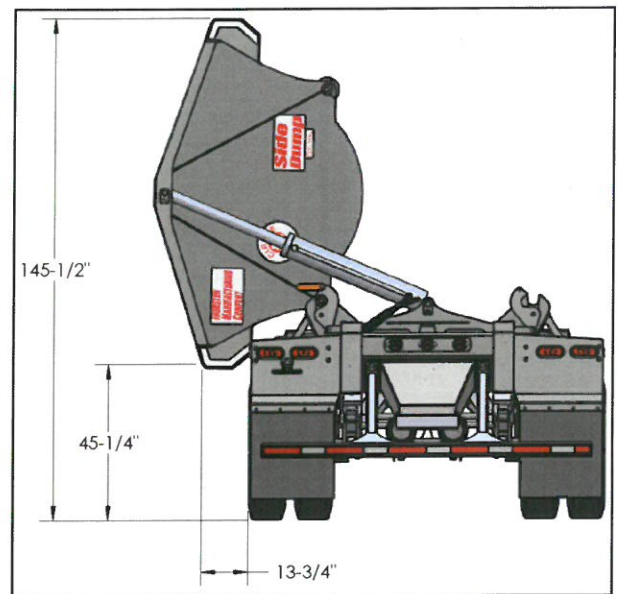
# Side Dump

Thurston Manufacturing Company

## Quad-Axle

### Quad-Axle Trailer Specifications and Features

- 20" Deep Twin "I" Beam Chassis with 3/8" Fifth Wheel Plate
- Tub dump direction indicators visible in truck mirrors
- Holland 51000 Landing Gear w/ 2 Speed Gear Box
- Meritor 25,000 lb Round Axles w/ 5/8" Wall Tubing
- Haldex 2S1M ABS System
- Six Integrated Tub Pivot Points with Greaseless Pivot Bearings.
- Tub dump direction controlled from two places on the left side. No need to walk all around the trailer to change dump direction.
- Rubber "EdgeFlex" fenders with bolt-on mounts. Easily replace damaged fender parts.
- 1/4" FLX-500 Tub with Exclusive "Flex Corner" Design. (1/4" AR400 Available)
- Large Single "G" Rail on Tub. Lighter and Stronger than two rail systems.
- Suspensions: Hutchens Cast 9700 Leaf Spring or Neway RL-230 Air Ride. Neway RL-250 on Liftable Axles Watson & Chalin on Lift/Steer Axles
- Wheel & Tire Options: 11R22.5 or 11R24.5 on Steel or Aluminum Rim, 385/65R22.5 on Aluminum Rim New or Recap Tires Available. Other sizes available upon request.
- Hydraulic System: 3000 psi rated 3/4" Hoses, Fittings, Flow Divider, and Relief Valve. Trailer Mounted Electric Over Hydraulic Control Valve Available.
- Twin 3000 psi rated 5" Cylinders (Optional 6" Cylinders Available)
- Standard LED lights in enclosed boxes with sealed plugs.
- Bolt-on Push/Lift block with Under Ride Bumper conform to Federal Motor Vehicle Safety Standards.
- Standard Colors: Black, White, Yellow, and Burgundy. Custom Colors Available.
- Optional Roll Rite Electric Tarp.



Model	Suspension	Chassis Length	Wheel Base	Axles 1 - 2	Axles 2 - 3	Axles 3 - 4	Tub Volume
45' Rear Lift	Leaf Spring	44'-4"	330"	49"	49"	49"	24.2 Cu Yd
45' Rear Lift/Steer	Leaf Spring	44'-4"	335"	49"	49"	49"	24.2 Cu Yd
49' Rear Lift/Steer	Leaf Spring	48'-6"	364"	49"	49"	71"	24.2 Cu Yd
	Air Ride	48'-6"	364"	49"	49"	71"	24.2 Cu Yd





# Side Dump

Thurston Manufacturing Company

Featuring the Exclusive  
**FLX-500 Dump Body**  
2-Year Warranty

## Tri-Axle



**Easier, faster unload...**stockpile, dump in tight spaces or windrow the load. Circle R Side Dumps unload from either side.

**Higher capacity level full...**Largest standard payload...24.2 yd<sup>3</sup>

**Superior handling...**because even large loads fit into a low-profile Circle R Side Dump

- ▶ Left side latch handle also controls opposite latch, one side opens as other side closes
- ▶ Rubber "EdgeFlex" Fenders will take maximum abuse with bolt-on brackets
- ▶ "FlexCorner" tub design for tough off road conditions
- ▶ Larger single "G-Rail"...lighter weight and stronger than two rail systems...puts extra strength at the dump edge
- ▶ Six integrated tub pivot points reduce trailer and tub flex
- ▶ Greaseless pivot bearings reduce pin wear, provides longer life...low maintenance



See Your Circle R Dealer  
or Call our  
**Circle R Hotline**  
Today....800-633-1648

**Thurston Manufacturing Company**

1708 H Avenue • P.O. Box 218

Thurston, Nebraska • 68062-0218

Phone: 402-385-3041 • Fax: 402-385-3043

[www.thurstonmfgco.com](http://www.thurstonmfgco.com)

Form No. 10CRTri-Axle-0810TM





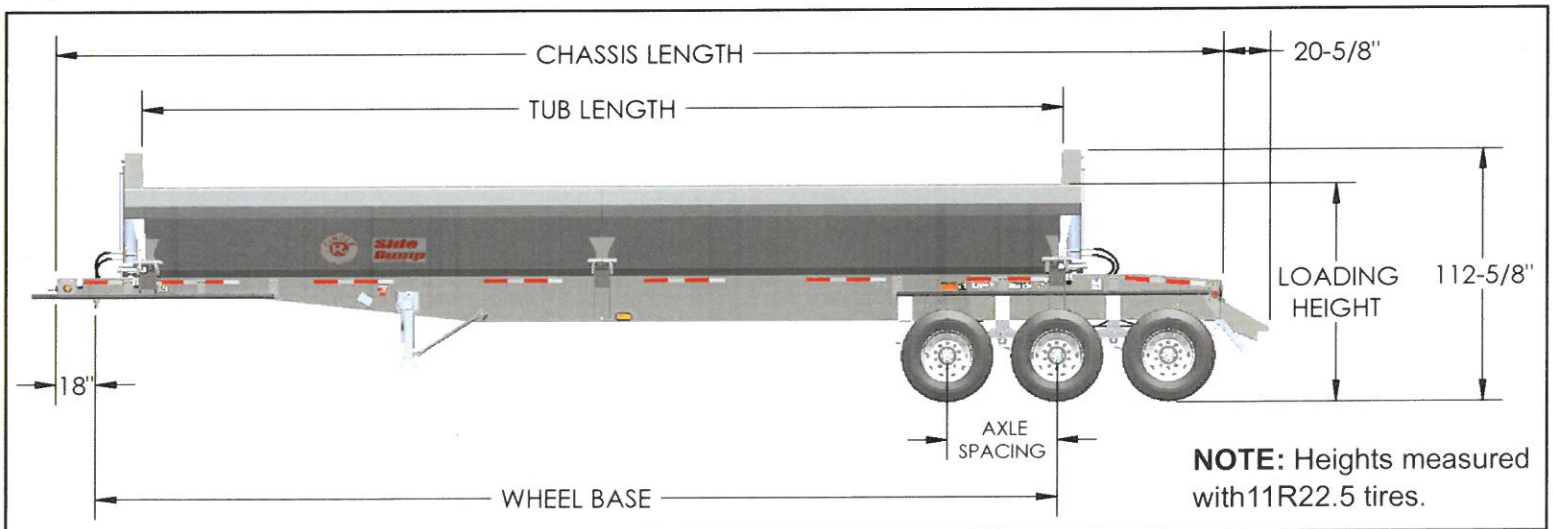
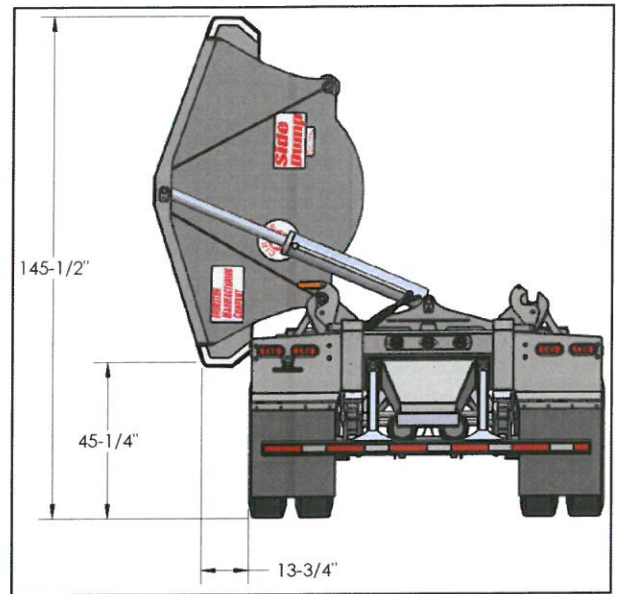
# Side Dump

Thurston Manufacturing Company

## Tri-Axle

### Tri-Axle Trailer Specifications and Features

- 20" Deep Twin "I" Beam Chassis with 3/8" Fifth Wheel Plate
- Tub dump direction indicators visible in truck mirrors
- Holland 51000 Landing Gear w/ 2 Speed Gear Box
- Meritor 25,000 lb Round Axles w/ 5/8" Wall Tubing
- Haldex 2S1M ABS System
- Six Integrated Tub Pivot Points with Greaseless Pivot Bearings.
- Tub dump direction controlled from two places on the left side. No need to walk all around the trailer to change dump direction.
- Rubber "EdgeFlex" fenders with bolt-on mounts. Easily replace damaged fender parts.
- 1/4" FLX-500 Tub with Exclusive "Flex Corner" Design. (1/4" AR400 Available)
- Large Single "G" Rail on Tub. Lighter and Stronger than two rail systems.
- Suspensions: Hutchens Cast 9700 Leaf Spring or Neway RL-230 Air Ride. Neway RL-250 on Liftable Axles
- Front or Rear Lift Axle Option on Most Models
- Wheel & Tire Options: 11R22.5 or 11R24.5 on Steel or Aluminum Rim, 385/65R22.5 on Aluminum Rim  
New or Recap Tires Available. Other sizes available upon request.
- Hydraulic System: 3000 psi rated 3/4" Hoses, Fittings, Flow Divider, and Relief Valve. Trailer Mounted Electric Over Hydraulic Control Valve Available.
- Twin 3000 psi rated 5" Cylinders (Optional 6" Cylinders Available)
- Standard LED lights in enclosed boxes with sealed plugs.
- Bolt-on Push/Lift block with Under Ride Bumper conform to Federal Motor Vehicle Safety Standards.
- Standard Colors: Black, White, Yellow, and Burgundy. Custom Colors Available.
- Optional Roll Rite Electric Tarp.



Model	Suspension	Chassis Length	Wheel Base	Axle Spacing	Tub Length	Tub Volume	Loading Height
35' Tri-Axle	Leaf Spring	35'-4"	333"	49"	30'-3"	21.4 Cu Yd	97-1/2"
	Air Ride	35'-4"	324.5"	49"	30'-3"	21.4 Cu Yd	97-1/2"
40' Tri-Axle	Leaf Spring	39'-4"	381"	49"	34'-3"	24.2 Cu Yd	97-1/2"
	Air Ride	40'-5"	383"	49"	34'-3"	24.2 Cu Yd	97-1/2"
42' Tri-Axle	Leaf Spring	41'-4"	404"	49"	34'-3"	24.2 Cu Yd	97-1/2"
	Air Ride	42'-1"	404"	49"	34'-3"	24.2 Cu Yd	97-1/2"
44' Tri-Axle	Leaf Spring	43'-5"	429"	49"	34'-3"	24.2 Cu Yd	97-1/2"
	Air Ride	44'-2"	428"	49"	34'-3"	24.2 Cu Yd	97-1/2"
	Spread Air Ride	44'-2"	417"	60"	34'-3"	24.2 Cu Yd	97-1/2"





# Side Dump

Thurston Manufacturing Company

Featuring the Exclusive  
**FLX-500 Dump Body**

2-Year Warranty

## Tandem-Axle



**Easier, faster unload...**stockpile, dump in tight spaces or windrow the load. Circle R Side Dumps unload from either side.

**Higher capacity level full...**Largest standard payload...24.2 yd<sup>3</sup>

**Superior handling...**because even large loads fit into a low-profile Circle R Side Dump

- ▶ Left side latch handle also controls opposite latch, one side opens as other side closes
- ▶ Rubber "EdgeFlex" Fenders will take maximum abuse with bolt-on brackets
- ▶ "FlexCorner" tub design for tough off road conditions
- ▶ Larger single "G-Rail"...lighter weight and stronger than two rail systems...puts extra strength at the dump edge
- ▶ Six integrated tub pivot points reduce trailer and tub flex
- ▶ Greaseless pivot bearings reduce pin wear, provides longer life...low maintenance



**Thurston Manufacturing Company**  
1708 H Avenue • P.O. Box 218  
Thurston, Nebraska • 68062-0218  
**Phone:** 402-385-3041 • **Fax:** 402-385-3043  
[www.thurstonmfgco.com](http://www.thurstonmfgco.com)  
Form No. 10CRTandem-Axle-0810TM

**See Your Circle R Dealer  
or Call our  
Circle R Hotline  
Today....800-633-1648**





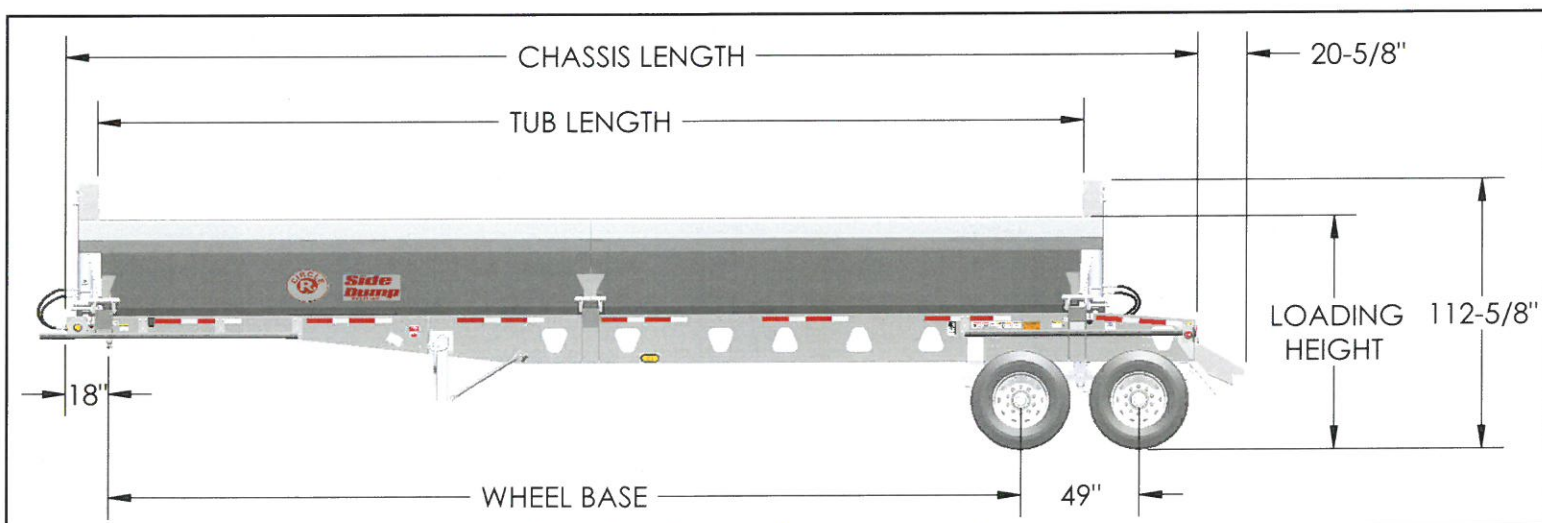
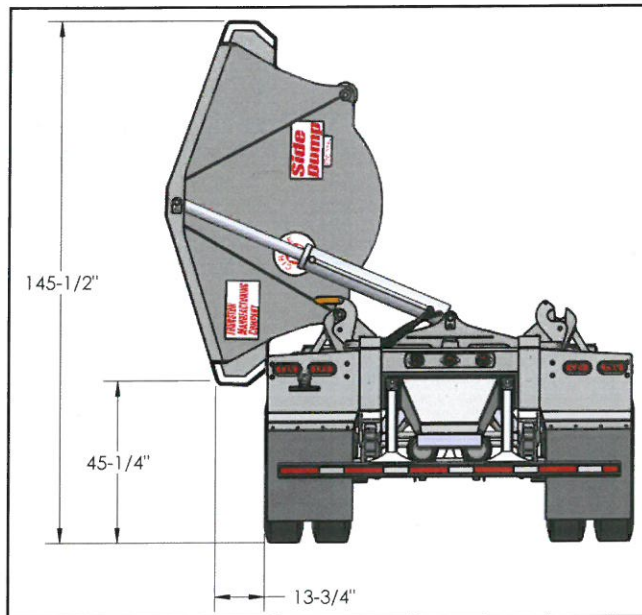
# Side Dump

Thurston Manufacturing Company

## Tandem-Axle

### Tandem Axle Trailer Specifications and Features

- 20" Deep Twin "I" Beam Chassis with 3/8" Fifth Wheel Plate
- Tub dump direction indicators visible in truck mirrors
- Holland 51000 Landing Gear w/ 2 Speed Gear Box
- Meritor 25,000 lb Round Axles w/ 5/8" Wall Tubing
- Haldex 2S1M ABS System
- Six Integrated Tub Pivot Points with Greaseless Pivot Bearings.
- Tub dump direction controlled from two places on the left side. No need to walk all around the trailer to change dump direction.
- Rubber "EdgeFlex" fenders with bolt-on mounts. Easily replace damaged fender parts.
- 1/4" FLX-500 Tub with Exclusive "Flex Corner" Design. (1/4" AR400 Available)
- Large Single "G" Rail on Tub. Lighter and Stronger than two rail systems.
- Suspensions: Hutchens Cast 9700 Leaf Spring, Hutchens Single Point, or Neway RL-230 Air Ride.
- Wheel & Tire Options: 11R22.5 or 11R24.5 on Steel or Aluminum Rim, 385/65R22.5 on Aluminum Rim  
New or Recap Tires Available. Other sizes available upon request.
- Hydraulic System: 3000 psi rated 3/4" Hoses, Fittings, Flow Divider, and Relief Valve. Trailer Mounted Electric Over Hydraulic Control Valve Available.
- Twin 3000 psi rated 5" Cylinders (Optional 6" Cylinders Available)
- Standard LED lights in enclosed boxes with sealed plugs.
- Bolt-on Push/Lift block with Under Ride Bumper conform to Federal Motor Vehicle Safety Standards.
- Standard Colors: Black, White, Yellow, and Burgundy. Custom Colors Available.
- Optional Roll Rite Electric Tarp.



Model	Suspension	Chassis Length	Wheel Base	Tub Length	Tub Volume	Loading Height
35' Tandem	Leaf Spring	35'-4"	333"	30'-3"	21.4 Cu Yd	97-1/2"
	Air Ride	35'-4"	324.5"	30'-3"	21.4 Cu Yd	97-1/2"
40' Tandem	Leaf Spring	39'-4"	381"	34'-3"	24.2 Cu Yd	97-1/2"
	Single Point	39'-4"	380"	34'-3"	24.2 Cu Yd	97-1/2"
	Air Ride	40'-5"	383"	34'-3"	24.2 Cu Yd	97-1/2"

**NOTE:** Heights measured with 11R22.5 tires.





# **Side Dump Truck Box Kits**



## **PROVEN RELIABILITY • LIMITLESS POSSIBILITIES**

### **Versatile to meet the job.**

The Circle R Truck Box Kit provides side dump capabilities for many different situations. On standard tractors, Bolt on Sub Frames allows for over 5th wheel mounting and multiple uses with the same frame. Shorter size enables access for smaller areas and tighter job sites. With the largest capacity per foot, the Rounded Vee Dump Body allows for larger loads. FlexCorner Design and Large G-Rail eliminates corner cracking and is lighter and stronger than two rail systems. The Dump Body and Materials are built with the same proven reliability as our Circle R Trailers.



**Two Year Limited Warranty**







# Side Dump

## Truck Box Specifications and Features


- 1/4" FLX-500 Rounded Vee Tub with Original FlexCorner Design. 1/4" AR400 Available.
- Large Single G-Rail on Tub. Lighter and Stronger than two rail systems.
- Bolt-on sub frame fits over 5th wheel.
- Integrated Tub Pivot Points with Greaseless Pivot Bearings.
- Tub dump direction controlled from two places on the left side. No need to walk all around the truck box to change dump direction.
- 20 second dump at 33 GPM flow.
- Tub dump direction indicators visible in truck mirrors.
- Hydraulic System: 3000 psi rated 3/4" Hoses, Fittings, Flow Divider, and Relief Valve. Trailer Mounted Electric Over Hydraulic Control Valve Available.
- Twin 3000 psi rated 5" X 36" Cylinders
- Standard LED lights in enclosed boxes with sealed plugs.
- Standard Colors: Black, White, Yellow, and Burgundy. Custom Colors Available.
- Optional Electric Tarp, Roll Rite or Aero
- Truck Box Kits: 14', 15', 16', 17' and 20'
- Two year warranty



REAR VIEW



FRONT VIEW



**Call 800-633-1648 or visit**  
**[www.BuyCircleR.co](http://www.BuyCircleR.co)**  
**for Configuration Options**

**Thurston Manufacturing Company**

1708 H Avenue • P.O. Box 218 • Thurston, Nebraska • 68062-0218  
**Phone:** 402-385-3041 • **Fax:** 402-385-3043 • [www.thurstonmfgco.com](http://www.thurstonmfgco.com)

Form No. 10TRUCKBOX-1-16TM

Distributed By: