
































~ SINGLE AXLE TRUCKS ~ SINGLE AXLE TRUCKS ~ SINGLE AXLE TRUCKS ~ SINGLE AXLE TRUCKS ~

 2006 GMC W4500, 4HKITC 190hp, AUTO, 16' Van Body with Liftgate 008GM6 SF	 2005 IHC 4300, DT466, AUTO, 26' Van Body 022IH5 SP	 2004 FREIGHTLINER M2, C7 CAT - 210hp, 6 Spd, 22' Van Body w/3000# Liftgate 061WH4 SF	 2004 FREIGHTLINER M2, C7 CAT 210hp, 6 Spd, 24' Van Body 014WH4 SF	 2003 IHC 4300, DT466E 215hp, 6 Spd, 18' x 102" Van Body SF 010IH3	 2003 FREIGHTLINER FL70, 3126E 210hp, 6 Spd, 24' Flatbed SF 012WH3	 2003 IHC 4300, DT466E, AUTO, 24' Reefer w/Thermoking 021IH3 DM	 2002 IHC 4300, DT466, AUTO 035IH2 CB
 2002 IHC 4300, DT466, AUTO, 24' Box w/End-Gate 034IH2 DM	 2002 IHC 8100, C10 CAT - 305hp, 10 Spd 033IH2 DM	 2002 GMC C7500, 8.1 GMC Propane, AUTO, Utility Body 006GM0 SF	 2001 STERLING ACTERRA, 3126 CAT - 175hp, 6 Spd, Flatbed 006SL1 CB	 2001 FREIGHTLINER FL70, 3126E CAT, AUTO 01WH06 DM	 2001 FREIGHTLINER FL70, ISC 225hp, 6 Spd, 24' Van Body 054WH1 DM	 2001 FREIGHTLINER FL70, 3126E CAT, AUTO, 22' Van Body w/Liftgate DM 086WH1 CB	 2001 ISUZU NPR, 4HE1 TURBO, AUTOMATIC 001IS1 CB
 2000 FREIGHTLINER FL70, 3126E CAT 210hp, AUTO, 18' Van Body w/ Ramp SP 00WH59	 2000 GMC C7500, 7.4L, AUTO, 25' Van Body w/Alum Ramp 015GM0 SF	 1999 FREIGHTLINER FL70, 8.3L 215hp, 6 Spd, Feed Body SF 947WH9	 1999 IHC 4700, 444E - 190hp, AUTO, LowPro Chassis 99IH11 DM	 1999 GMC C6500, AUTO, 19' Jordan Alum Flatbed 921GM9 SP	 1998 GMC C7500, 3116 CAT - 205hp, 6 Spd, Flatbed 923GM8 CB	 1997 IHC 4900, DT466 - 210hp, 6+1 Spd, 24' Box w/Lift 971IH7 CB	 1996 IHC 4900, DT466, 7 Spd, 254"WB, 948IH6 DM
 1995 GMC TOPKICK, 366 GAS, 5+2 Spd, 22' Van Body 960GM5 DM	 1994 IHC 4900, DT466, 5 Spd, 29000# GVW Cab & Chassis DM 964IH4	 1994 CHEVY KODIAK, 3116 CAT - 170hp, 6 Spd, 18' Steel Roll Back Bed 937CH4 DM	 1993 IHC 4900, DT466, 6+1 Spd, 16' Reefer Body 966IH3 DM	 1993 FORD F700, 5.9 - 190hp, 5+2 Spd, Electric Lift for Shingles, 18' Obeco Flatbed 93FD097 SP	 1992 FORD CF7000, 7.0 PROPANE, 5+2 Spd, 14.5' Box, Rollup 92FD11 CB	 1990 FORD F700, 6.6L Turbo Dsl, 6 Spd, 12' Alum. Flatbed 990FD0 DM	 1988 FORD F800, 429, 5+2 Spd, PTO 88FD62 SP

~ SINGLE AXLE TRACTORS ~ SINGLE AXLE TRACTORS ~ SINGLE AXLE TRACTORS ~ SINGLE AXLE TRACTORS ~

 ONLY 6 LEFT!! 2004 FREIGHTLINER M2 Single Axle Tractors! C9 CAT - 350hp, 10 Spd	 (2) 2003 IHC 8100, C10 CAT, 9 Spd, NICE 046IH3 SF	 (2) 2002 IHC 8100, C1 - 335hp, 9 Spd 051IH2 CB	 (3) 1997 - 2001 OTTAWA SHAG TRACTORS, 6BT 5.9, AUTO, Hyd Lift 5th Wheel 008MI1 DM	 (2) 1998 IHC 9400, N14, 10 Spd 984IH8 SP	 1997 FORD L8513, 8.3 Cummins - 300hp, 9 Spd 961FD7 SF	 (3) 2000 FREIGHTLINER FL70, 8.3 Cummins - 260hp, AUTO 00WH210 CB
--	--	--	--	---	--	---

~ GRAIN TRUCKS ~ GRAIN TRUCKS ~ GRAIN TRUCKS ~ GRAIN TRUCKS ~ GRAIN TRUCKS ~

 2002 IHC 8100, C10 - 305hp, 10 Spd, 20' Grainmaster Body, 102" W. Hoist, Tarp 029IH2 SF	 2004 FREIGHTLINER M2, C9 CAT - 350hp, 10 Spd, 20' Dakota Aluminum Grain Body, Scott LL2000 Hoist 032WH4 CB	 2002 FREIGHTLINER FL80, 3126 CAT - 250hp, AUTO, 20' Kann Alum Grain Body 064WH2 DM	 2001 FREIGHTLINER FL80, 3126 CAT - 250hp, AUTO, 20' 20' Steel Aluick Silage Body 091WH1 CB	 1998 FREIGHTLINER FLD112SD, M11 330/370hp, 10 Spd, 20' Crysteel Grain Body 98WH04 SP	 1986 IHC S1900, DT466, 5+2 Spd, Simonsen Body 800IH6 SP	 (4) 2002 FREIGHTLINER FL80, 3126E CAT 275hp, AUTO!, 21' Kann Alum. Grain Body 078WH2 SP	 1997 KENWORTH T600, 12.7L, 10 Spd, 20' Steel Silage/Grain Body - Versatile Truck! 916KN7 DM
---	---	---	--	---	--	--	--

Power Your Grain Trailer:

Rite-Trap™ by Roll-Rite®

Torque variations available to power any door, even strap doors. Benefits and standard features include:

- True 1-pin manual over-ride
- Work light button control
- Single RF remote for up to 3 motors
- Easy-to-install universal hinge mount
- Allows 2-speed gear box to stay in place
- Easily transfers from old to new trailer



Roll-Rite® Power Tarp Kits

Roll-Rite® versatile, patented knuckle-pivot arm technology powers most existing manual roll tarps. Choices, benefits and standard features include:

- | | |
|---|---|
| <p>5 / 1-Year Power Kit:</p> <ul style="list-style-type: none"> • Dual-arm secure lock-down coverage • Locking collar secures axle end • Universal Mount for square or slope nose • Limited Spring Tension | <p>5 / 5-Year Power Kit:</p> <ul style="list-style-type: none"> • Square, Slope, Catwalk Mount Variations • Single or Dual Arm Variations • Adjustable Spring Tension |
|---|---|



Black Box™ Wireless Remote Control

FREE Waste Oil Disposal
Bring us your used waste oil!



SPENCER, IA
Trucks, Parts & Equip.
800-242-5030

DES MOINES, IA
Trucks, Parts & Equip.
800-262-5030

SIoux FALLS, SD
Trucks & Equipment
800-274-5030

SIoux FALLS, SD
Truck Parts Sales
800-274-5030

COUNCIL BLUFFS, IA
Trucks, Parts & Equip.
888-323-5030



We're Your One-Stop Trucks & Parts Headquarters